

8.00

FIRE PROTECTION

Hunter Soil and Waste Systems



- 8.01** Introduction
- 8.02** Quickstop
- 8.03** UniCollar
- 8.04** Compact Collar
- 8.05** Installation

8.01 INTRODUCTION

QUICKSTOP FIRE PROTECTION MADE FOR PLUMBERS

With plumbers increasingly expected to install fire protection as part of commercial and domestic installations, Hunter Plastics has introduced the QUICKSTOP intumescent fire protection coupling with plumbers firmly in mind. QUICKSTOP is the only fire protection coupling that is plumbed in, requiring no secondary fixing and making it the perfect product for plumbers to install.

QUICKSTOP takes away many of the daily installation challenges presented to installers by traditional fire protection products, being both highly effective yet simple to install to pre-cast, core cut or any alternatively prepared opening using the standard solvent weld techniques familiar to all plumbers. No additional mechanical fixing is necessary and once in, they cannot be tampered with or removed by other trades of building occupants.

This simplicity of installation not only makes QUICKSTOP a foolproof option. Many 'traditional' fire collars are rejected by inspectors due to incorrect installation, leading to costly and time-consuming callbacks. As Quickstop requires no secondary fixings, it can be positioned tight into a corner or against a wall at the standard clipping distance, where it is often difficult or impossible to fix a traditional fire collar.

In addition, Hunter estimates that, with the use of a standard intumescent sealant for making good, QUICKSTOP installation is considerably quicker to install than traditional fire stopping methods, representing a substantially lower installed costs.

Manufactured from a patented formulation of exfoliated graphite and PVC-U, QUICKSTOP expands rapidly in the event of fire crushing the pipe and filling the floor or wall void, stopping the progression of fire and smoke through the building and giving a two hour fire rating. Suitable for new build and repair and refurbishment projects, QUICKSTOP can be installed in both walls and floors.

QUICKSTOP intumescent couplings are available from Hunter stockists and selected merchants Nationwide in 50mm, 82mm and 110mm sizes to fit EN1329/ BS EN1566 PVC-U soil and waste pipes. All three sizes have BBA approval.

The launch of QUICKSTOP marks the completion of Hunter Plastics' range of fire protection products for plastic pipework. The range also includes the 'one size fits all' UniCollar, an intumescent sectioned strip which can be cut to size to fit any size soil or waste pipe, and the traditional compact fire collar.

The compact fire collar should be fixed on the fire risk side which is usually both sides of a wall or partition, but only the underside of a floor. When sealing gaps in a masonry wall however, only one collar is required. If only 1/2 hour or 1 hour fire resistance is needed the collar can be fitted on either side of the wall.

Hunter Fire Stops have been successfully tested and assessed by independent laboratories to meet the requirements of BS476: Part 20:1987 and prEN1366:Part 3. (Report WFRC C82066.)

Advantages

- Easy to install
- Lightweight
- Unobtrusive
- Water resistant
- Economical
- Range of sizes to suit up to 110mm dia. pipe
- Can be used even where the pipe is not a close fit within the pipe collar
- Can be used even where the pipe is not a close fit within the pipe collar
- Engineered and manufactured specifically for PVCu pipework systems
- Suitable for wall and floor installations

8.00

Fire Protection

8.02 QUICKSTOP

HOW QUICKSTOP WORKS



Like all intumescent products QUICKSTOP is activated when exposed to the heat of a fire, the exfoliated graphite material, (which uniquely with QUICKSTOP is part of the formulation used to mould the product), expands to crush the pipe and fill the wall or floor penetration. In doing so smoke and flames are prevented from passing for a period of time, known as the 'fire rating'.

TYPICAL SPECIFICATION

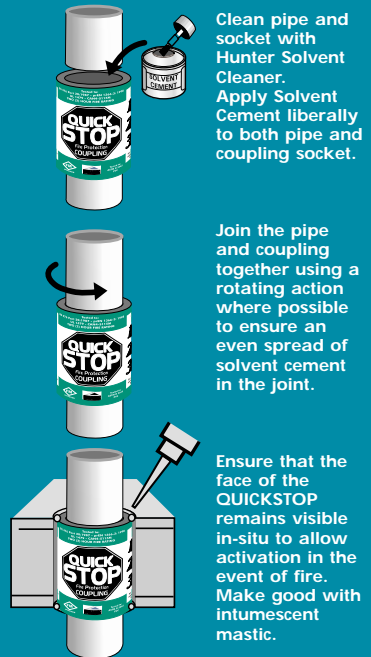
'Supply Hunter Quickstop (BBA Approved) Intumescent Coupling(s) to provide up to 2 HOURS fire resistance and suitable for PVCu pipe of ___mm diameter. To be installed in accordance with manufacturers guidelines, British Standard codes of practice and local Building Regulations'



As simple as a coupling, yet Quickstop offers complete maintenance free fire protection.

INSTALLING QUICKSTOP

QUICKSTOP must be installed within the penetration that it is protecting. In its final position the face of the coupling should be set flush with, or up to 15mm above the surrounding surface level.



Clean pipe and socket with Hunter Solvent Cleaner. Apply Solvent Cement liberally to both pipe and coupling socket.

Join the pipe and coupling together using a rotating action where possible to ensure an even spread of solvent cement in the joint.

Ensure that the face of the QUICKSTOP remains visible in-situ to allow activation in the event of fire. Make good with intumescent mastic.

A	B	C	
Pipe Nom Ø	Height	Core Cut Ø	
110mm	172mm	150mm	
82mm	148mm	125mm	
50mm	95mm	85mm	

8.00

Fire Protection








8.03 UNICOLLAR


UNICOLLAR

UniCollar is unique using a 'one size fits all' concept yet still provides the highest level of protection from the passage of smoke and flames through fire rated walls and floors, in the event of a fire.

Providing up to 4 hours fire protection on a wide variety of pipe materials (dependent on application/construction) UniCollar offers significant savings over traditional compact collars, as it can be cut to suit a range of pipe sizes.






-  **Up to 4 hours fire rating - dependent on application**
-  **Convenient dispensing carton**
-  **Complete installation flexibility - cut length to suit**
-  **Lightweight and easy to install**
-  **Box contains sufficient length for 5 x 110mm pipe collars (8 x 50mm, 6 x 82mm, 3 x 160mm)**
-  **Independently tested with a wide range of plastic materials**
-  **Approved to BS476 Part 20:1987 & prEN 1366:Part 3**



Hunter's UniCollar is supplied as a continuous strip (2.19m long) that is cut to length to suit the specific installation being made. The intumescent activating layer is already attached to the metal strip and requires no additional fixing.

The appropriate length of product is secured in position using the pre-formed slots on the strip and the mounting clips supplied.

Fixings suitable for timber, plasterboard and concrete, a knife and product specific tape measure are also included.

Nominal Pipe Size	Length Required	Number of Segments
		
50mm	270mm	18 segments
82mm	360mm	24 segments
110mm	435mm	29 segments
160mm	600mm	40 segments

Total number of segments per box is 146, each segment measuring 15mm wide.

8.00

Fire Protection

8.04 COMPACT COLLAR

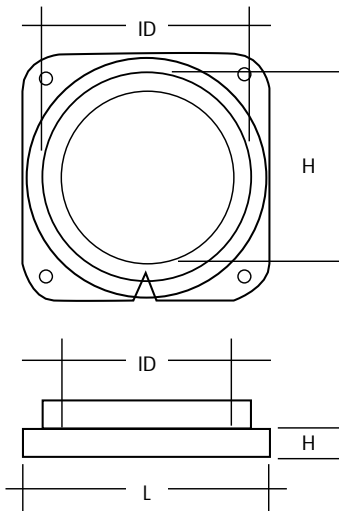
COMPACT




Ideally suited to maintenance and retrofit applications the Hunter compact fire collar is suitable for applications where up to 2 hours fire protection is required.

The durable steel shell as well as supporting the intumescent material acts as a fixed surface, directing the crushing force of the fire activated collar inward, ensuring the effective sealing of fire rated compartment walls and floors.

The body incorporates integral mounting lugs for securing the collar to the wall/floor and two fastening strips which lock the two ends of the collar securely in position once installed.

The collar is supplied with all necessary fixings.



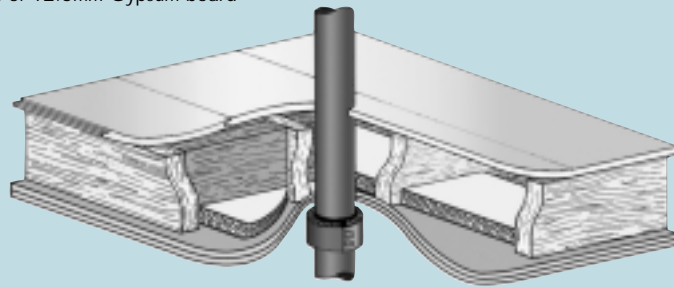
-  **Designed for use with the most common UK pipework size - 110mm**
-  **Fire tested up to 2 hours (dependent on application)**
-  **Independently tested and approved to BS476 Part 20:1987 & prEN 1366:Part 3**



TIMBER FLOOR CONSTRUCTION

Typical tested configuration for one hour fire resistance to BS476:Part 20: 1987.

- 19mm flooring grade chipboard.
- 150mm x 50mm timber joists at 400mm centres.
- 25mm thick insulation between joists.
- 2 layers of 12.5mm Gypsum board



DIMENSIONS (MM)

Pipe O.D.	Core Hole Ø	CC110 (O.D.)	Depth
110	140	135 ^{+/-2}	64 ^{+/-2}

DIMENSIONS (MM)

Code	ID	H	L	Flange Plate
CC110	112	150	53	185

8.00

Fire Protection

8.05 INSTALLATION

INSTALLATION

Hunter Fire Stops are designed to be surface mounted. Fixings are not provided since these will be selected for compatibility with the substrate.

Hunter Fire Stops should be fixed in place as follows:

1. To prevent the passage of cold smoke, any gaps around the pipe should be fire stopped with fire resistant cement or similar before the collar is installed.
2. At this stage it is advisable to apply fire resistant mastic to the face of the separating element around the services to be protected to ensure that any irregularity in the mounting area is fully sealed.
3. The closed Fire Stop should be moved until it is in close contact with the separating element and then be secured through the integral mounting points using non combustible fixings.
4. For suitable fixings into masonry or concrete, please consult a fixings manufacturer. In any event the fixing should penetrate the wall or floor by at least 38mm.
5. Where fixing is required to partition systems with timber studs or to timber floors, additional framing should be installed around the pipe within the partition or floor cavity. The collar brackets should be fixed through the partition lining or ceiling lining to the framing using No.8 wood screws with a minimum penetration of 38mm (1 hr.) or 63mm (2 hrs..) into the supporting timbers. Trimmers are normally the same size as the studs or joists.
6. Where fixing is required to lightweight steel studwork we recommend the use of self drilling/self tapping screws into supporting studs and additional internal framework. The detailed installation method will depend on the fire performance of the partition or ceiling lining.
7. Hunter Fire Stops can be built into the depth of the wall or floor. Brackets are not required when the kit is built into a masonry or concrete structure. However, they should be used with additional internal framework when installing within framed partitions or timber floors. Any gaps around the outside of the Pipe Collar should be fire-stopped with fire resistant, mortar or similar.

AVAILABILITY

Hunter Fire Stops are available in a range of sizes to suit all commonly used plastic pipes up to 110mm outside diameter.

IMPORTANT NOTES

- Hunter Plastics Ltd. Product Data sheets and Health and Safety Data Sheets are regularly updated, so please check that you have the current edition.
- The successful use of this product is dependent on a number of factors. As the information contained in this leaflet can only be of a general nature, it is advisable to consult our technical department if there is any doubt about the correct use of this product in a particular application.

When specifying or installing Hunter Fire Protection products, you can be confident that the range has been fully tested to ensure its suitability for use not only with PVC pipework systems, but a variety of alternative plastics and construction methods. Full Technical Specifications can be requested by completing the FAX BACK overleaf. Copies of testing certification are also available on request from our Technical Services department on 020 8855 9851.